



Ekrano GX

www.victronenergy.com



Ekrano GX front and back



Accessories included with the Ekrano GX



Ekrano GX: communication-centre

The Ekrano GX represents the next generation in the GX product family. With its complete range of connections and interfaces as well as a built-in 7-inch touchscreen display, it is the most powerful GX device to date and allows you to always have perfect control over your system from wherever you are and to maximise its performance. Simply access your system via our [Victron Remote Management \(VRM\) portal](#), or access it directly, using the built-in touchscreen, a Multi-Functional Display (MFD) or our [VictronConnect app](#) thanks to its Bluetooth capability. The Ekrano GX is also the successor to the Color Control GX.

Built-in 7-inch touchscreen display

The seven-inch touchscreen display gives an instant overview of your system and allows you to adjust settings. The touch function can be disabled (or enabled) via a recessed button on the back to prevent unauthorised use. When mounted using the supplied steel bracket, the display is watertight from the outside.

Remote Console on VRM

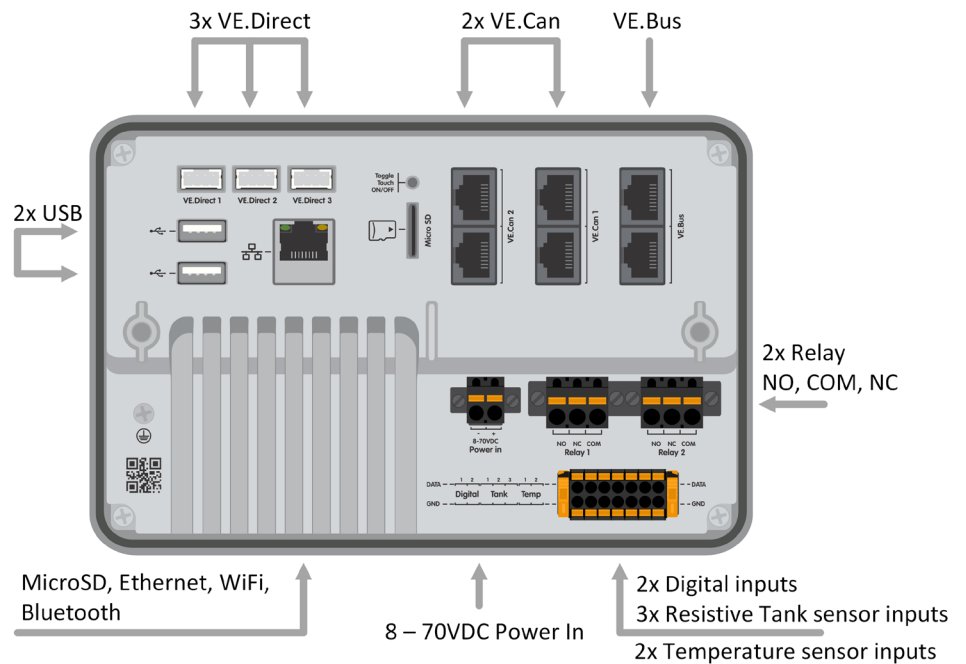
Monitor, control and configure the Ekrano GX remotely, over the internet, just like if you were standing in front of the device, using the Remote Console. The same functionality is also available via local LAN network or via the built-in WiFi access point of the Ekrano GX.

Perfect monitoring & control

Instantly monitor the battery state of charge, power consumption, power harvest from PV, generator, and mains, or check tank levels and temperature measurements. Easily control the shore power input current limit, (auto) start/stop generator(s) or change any setting to optimise the system. Follow up on alerts, perform diagnostic checks and resolve complications remotely.

Simple mounting and configuration

The Ekrano GX installs easily via a cut-out for flush panel mounting and includes both a steel bracket and springs for blind hole mounting. All ports are easily accessible from the back. The power and relay terminal blocks can be screwed in place and the IO terminal block has a quick release clamp for easy access. The Bluetooth feature allows for quick connection and configuration via our VictronConnect app.





Temperature sensor for Quattro, MultiPlus and GX device (e.g. Ekrano GX) as an additional accessory.

Ekrano GX ^[1]	
Supply voltage	8 – 70V DC
Power draw display on (100% brightness)	6.2W @ 12V 6.6W @ 24V 7.4W @ 48V
Power draw display off	2.6W 12V 3.0W @ 24V 3.7W @ 48V
Relay	2 x NO/NC ^[2] DC up to 30VDC: 3A AC: 1A, 125VAC
Communication ports	
VE.Direct ports (always isolated)	3 (max. possible VE.Direct devices: 25) ^[7]
VE.Bus (always isolated)	1 bus with 2 paralleled RJ45 sockets
VE.Can 1	Yes - isolated
VE.Can 2	Yes – non-isolated
Ethernet	Yes
WiFi	Yes
Bluetooth Smart	Yes ^[3]
USB Host ports	Yes – 2 x USB-A (max. 1.5A@5V combined)
MicroSD Card Slot	Yes – SDHC cards up to max. 32GB
IO	
Resistive tank level inputs	3 ^[4]
Temperature sense inputs	2 ^[5]
Digital Inputs	2 ^[6]
Display	
Display resolution	1024 x 600 pixels
Display max. backlight brightness	1000cd/m ²
Backlight dimming	Yes – dynamic via built-in ambient light sensor or manually via Remote Console With timer for auto on/off
Touch toggle on/off button	Yes – recessed button on the back (prevents unauthorised use)
Dimensions	
Outer dimensions (h x w x d)	124 x 187 x 29.8 mm 4.88 x 7.36 x 1.17 in (without connectors and mounting accessories)
Operating temperature range	-20 to +50°C
Other	
Mounting	Panel integrated flush mount or blind hole mount with included mounting accessories
Buzzer	Yes
Protection category	Front: IP54 (when installed with steel bracket) IP31 (when installed with springs) Back: IP21
Standards	
Safety	IEC 62368-1
EMC	EN 301489-1, EN 301489-17
Automotive	ECE R10-6
Notes	
<ol style="list-style-type: none"> For more detailed information about the Ekrano GX, please visit the Victron GX product range page. Currently, Relay 1 can be used for programming as an alarm relay, generator start/stop, tank pump, temperature controlled relay or manual operation. Relay 2 is available for programming as a temperature controlled relay or manual operation in the Relay menu of the GX (requires firmware 2.80 or higher). Bluetooth functionality is intended to be used to assist with initial connection and networking configuration. You cannot use Bluetooth to connect to other Victron products (e.g. SmartSolar charge controllers). The tank level inputs are resistive and should be connected to a resistive tank sender. Victron does not supply tank senders. The tank level ports can each be configured to work with either European (0 - 180 Ohm); or US tank senders (240 - 30 Ohm). The Ekrano GX has 2 temperature inputs. They can be used to measure & monitor all kinds of temperatures. Temperature senders are not included. The required sensor is ASS000001000 - Temperature Sensor QUA/PMP/Venus GX. (Note that this is not the same as the BMV temperature accessory). Temperature range is -20°C to +70°C. Actually, it can measure up to 100°C, but the sensor is not made to withstand temperatures above 70°C long term. Note that this is intended as a crude temperature sensor, and not calibrated. A deviation of +/- 2°C is to be expected. The digital inputs can be used for open/closed monitoring of alarms, for example doors, or fire- or bilge alarms and can also be used for pulse counting. See the product manual for electrical specifications of the digital inputs. The listed maximum in above table is the total connected VE.Direct devices such as MPPT Solar Charge controllers. Total means all directly connected devices plus the devices connected over USB. The limit is mostly bound by CPU processing power. Note that there is also a limit to the other type of devices of which often multiple are connected: PV Inverters. Up to three or four three phase inverters can typically be monitored on a CCGX. Higher power CPU devices can monitor more. 	