



GP40-12 12V40AH GP SERIES-VRLA Battery



Specification

Nominal Voltage	12V	
Nominal Capacity(10HR)	40.0AH	
Dimension	Length	197±2mm (7.76 inches)
	Width	165±2mm (6.50 inches)
	Container Height	176±2mm (6.92 inches)
	Total Height (with Terminal)	176±2mm (6.92 inches)
Approx Weight	Approx 11.8 kg (26.01 lbs)	
Terminal	T6 / T12	
Container Material	ABS	
Rated Capacity	42.5 AH/2.215A	(20hr, 1.80V/cell, 25°C/77°F)
	40.0 AH/4.0A	(10hr, 1.80V/cell, 25°C/77°F)
	32.7 AH/6.55A	(5hr, 1.75V/cell, 25°C/77°F)
	29.7 AH/9.89A	(3hr, 1.75V/cell, 25°C/77°F)
	23.2 AH/23.2A	(1hr, 1.60V/cell, 25°C/77°F)
Max. Discharge Current	456A (5s)	
Internal Resistance	Approx 10 mΩ	
Operating Temp. Range	Discharge	-15~50°C (5~122°F)
	Charge	0~40°C (32~104°F)
	Storage	-15~40°C (5~104°F)
Nominal Operating Temp. Range	25±3°C (77±5°F)	
Cycle Use	Initial Charging Current less than 11.4 A. Voltage 14.4V~15.0V at 25°C(77°F)Temp. Coefficient -30mV/°C	
Standby Use	No limit on Initial Charging Current Voltage 13.5V~13.8V at 25°C(77°F)Temp. Coefficient -20mV/°C	
Capacity affected by Temperature	40°C (104°F)	103%
	25°C (77°F)	100%
	0°C (32°F)	86%
Self Discharge	JYC GP series batteries may be stored for up to 6 months at 25°C(77°F) and then a freshening charge is required. For higher temperatures the time interval will be shorter.	

Applications

- ◆ All purpose
- ◆ Uninterruptable Power Supply (UPS)
- ◆ Electric Power System (EPS)
- ◆ Emergency backup power supply
- ◆ Emergency light
- ◆ Railway signal
- ◆ Aircraft signal
- ◆ Alarm and security system
- ◆ Electronic apparatus and equipment
- ◆ Communication power supply
- ◆ DC power supply
- ◆ Auto controlsystem

ISO 9001	ISO 14001	OHSAS 18001	TLC
CE	RoHS	UL	PV Battery

Constant Current Discharge (Amperes) at 25 °C (77°F)

F. V/Time	5min	10min	15min	20min	30min	45min	1h	2h	3h	4h	5h	6h	8h	10h	20h
1.85V/cell	65.0	51.1	43.5	36.4	28.9	21.9	17.9	11.4	9.02	7.37	5.94	5.17	4.20	3.59	1.96
1.80V/cell	87.3	65.3	52.5	43.0	34.1	25.4	20.1	12.5	9.71	7.87	6.38	5.55	4.45	3.80	1.98
1.75V/cell	98.4	71.8	57.4	46.2	35.4	26.4	21.0	12.9	9.89	8.04	6.54	5.70	4.53	3.84	2.00
1.70V/cell	108.4	78.2	61.3	48.6	36.9	27.5	21.7	13.4	10.2	8.26	6.71	5.82	4.59	3.88	2.03
1.65V/cell	119.5	84.4	65.1	51.6	38.9	28.1	22.4	13.8	10.6	8.54	6.90	5.95	4.67	3.96	2.06
1.60V/cell	131.8	91.7	69.7	55.0	41.0	29.3	23.2	14.3	10.9	8.81	7.13	6.08	4.71	4.00	2.07

Constant Power Discharge (Watts) at 25 °C (77°F)

F. V/Time	5min	10min	15min	20min	30min	45min	1h	2h	3h	4h	5h	6h	8h	10h	20h
1.85V/cell	118.9	94.5	81.1	68.6	55.1	42.1	34.6	22.2	17.6	14.4	11.6	10.2	8.29	7.10	3.88
1.80V/cell	157.9	119.3	96.7	79.9	64.0	48.5	38.5	24.0	18.8	15.3	12.4	10.9	8.77	7.51	3.91
1.75V/cell	174.3	128.9	104.3	85.1	65.9	49.9	40.1	24.8	19.1	15.6	12.7	11.1	8.90	7.57	3.94
1.70V/cell	186.6	137.4	109.9	88.7	68.2	51.7	41.2	25.8	19.6	16.0	13.0	11.3	9.01	7.64	4.01
1.65V/cell	202.8	146.9	115.9	93.6	71.4	52.5	42.3	26.3	20.3	16.5	13.3	11.6	9.13	7.79	4.06
1.60V/cell	218.5	155.8	121.9	98.6	74.8	54.4	43.6	27.1	20.9	16.9	13.7	11.8	9.20	7.86	4.08

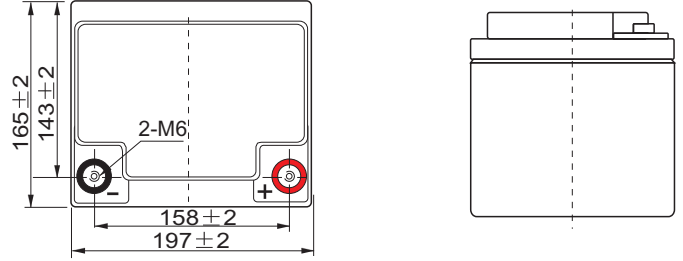
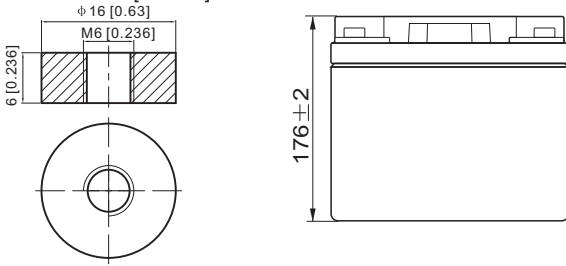
Note The above data are average values, and can be obtained with 3 charge/discharge cycles. These are not minimum values.



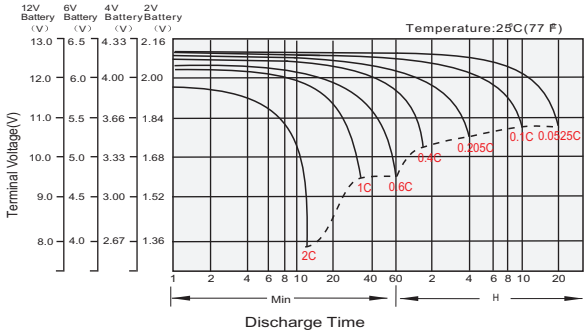
GP40-12 12V40AH GP SERIES-VRLA Battery

Dimensions

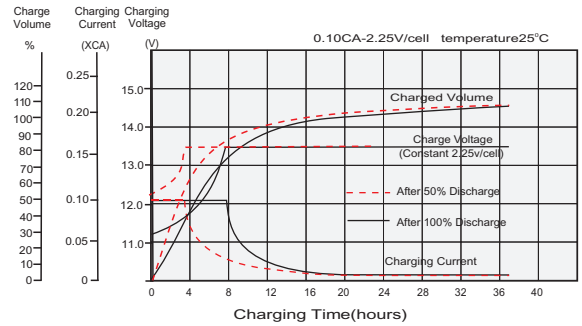
T6 Terminal Unit: mm [inches]



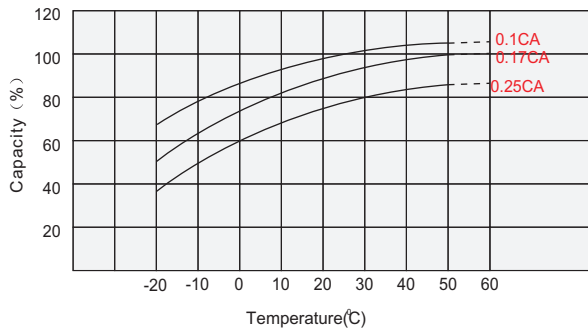
Discharge Characteristics



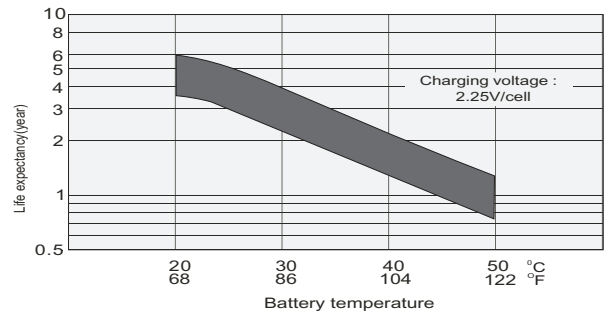
Float Charging Characteristics



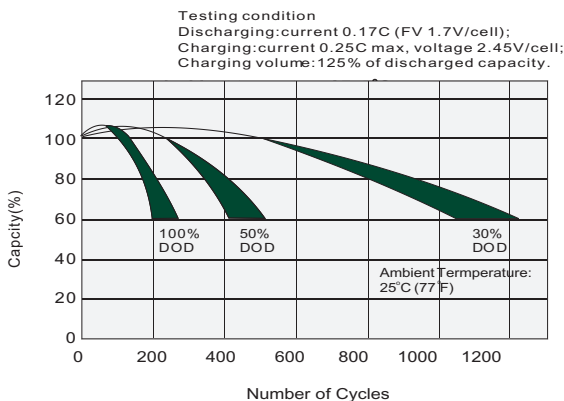
Temperature Effects in Relation to Battery Capacity



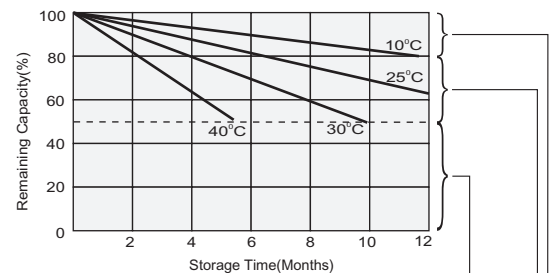
Effect of Temperature on Long Term Float Life



Cycle Life in Relation to Depth of Discharge



Self Discharge Characteristics



Supplementary charge may often fail to recover the capacity. The battery should never be left standing until this is reached.

Supplementary charge required before use. Optimal charging way as below:
1. Charged for a above 3 days at limited current 0.25CA and constant voltage 2.25V/cell.
2. Charged for a above 20 hours at limited current 0.25CA and constant voltage 2.45V/cell.
3. Charged for 8-10 hours at limited current 0.05CA.

No supplementary charge required
(Carry out supplementary charge before use if 100% capacity is required.)

JYC GP BATTERIES

This information is generally descriptive only and is not intended to make or imply any representation, guarantee or warranty with respect to any cells and batteries. Cell and battery designs/ specification are subject to modification without notice. Contact JYC for the latest information.